



Location: CMA1b - Oil Street Site Office

Report on 24-hour TSP monitoring

Action Level ($\mu\text{g}/\text{m}^3$) - 176.7

Limit Level ($\mu\text{g}/\text{m}^3$) - 260

Date	Sampling Time	Weather Condition	Filter paper no.	Filter Weight, g		Elapse Time, hr		Sampling Time, hr	Flow Rate, m^3/min			Total Volume, m^3	TSP Level, $\mu\text{g}/\text{m}^3$
				Initial	Final	Initial	Final		Initial, Q_{si}	Final, Q_{sf}	Average		
28-Oct-15	8:00	Cloudy	012946	2.8240	3.0658	7167.94	7191.94	24.00	1.19	1.19	1.19	1712	141.3
3-Nov-15	8:00	Cloudy	013523	2.8058	3.0976	7194.94	7218.94	24.00	1.19	1.19	1.19	1718	169.9
9-Nov-15	8:00	Cloudy	013787	2.8185	3.0801	7221.94	7245.94	24.00	1.19	1.19	1.19	1712	152.8
14-Nov-15	8:00	Cloudy	013759	2.7948	3.0325	7248.94	7272.94	24.00	1.19	1.19	1.19	1716	138.5
20-Nov-15	8:00	Cloudy	013715	2.8158	3.0854	7276.02	7300.02	24.00	1.08	1.08	1.08	1560	172.8
26-Nov-15	8:00	Fine	014021	2.8738	3.0881	7303.02	7327.02	24.00	1.21	1.21	1.21	1737	123.4

Report on 1-hour TSP monitoring

Action Level ($\mu\text{g}/\text{m}^3$) - 320.1

Limit Level ($\mu\text{g}/\text{m}^3$) - 500

Date	Sampling Time	Weather Condition	Filter paper no.	Filter Weight, g		Elapse Time, hr		Sampling Time, hr	Flow Rate, m^3/min			Total Volume, m^3	TSP Level, $\mu\text{g}/\text{m}^3$
				Initial	Final	Initial	Final		Initial, Q_{si}	Final, Q_{sf}	Average		
29-Oct-15	8:05	Cloudy	011490	2.7441	2.7618	7191.94	7192.94	1.00	1.19	1.19	1.19	71	247.9
29-Oct-15	9:08	Cloudy	013566	2.8088	2.8242	7192.94	7193.94	1.00	1.19	1.19	1.19	71	215.7
29-Oct-15	10:25	Cloudy	013531	2.8099	2.8258	7193.94	7194.94	1.00	1.19	1.19	1.19	71	222.7
4-Nov-15	8:05	Cloudy	013795	2.8206	2.8359	7218.94	7219.94	1.00	1.19	1.19	1.19	71	214.0
4-Nov-15	9:20	Cloudy	013791	2.8108	2.8298	7219.94	7220.94	1.00	1.19	1.19	1.19	71	265.8
4-Nov-15	10:35	Cloudy	013790	2.8173	2.8350	7220.94	7221.94	1.00	1.19	1.19	1.19	71	247.6
10-Nov-15	8:05	Cloudy	013770	2.7964	2.8104	7245.94	7246.94	1.00	1.19	1.19	1.19	71	195.9
10-Nov-15	9:40	Cloudy	013765	2.8328	2.8455	7246.94	7247.94	1.00	1.19	1.19	1.19	71	177.7
10-Nov-15	11:00	Cloudy	013762	2.7869	2.8013	7247.94	7248.94	1.00	1.19	1.19	1.19	71	201.5
16-Nov-15	9:55	Cloudy	013720	2.7975	2.8090	7272.94	7273.94	1.00	1.19	1.19	1.19	71	161.2
16-Nov-15	11:00	Cloudy	013718	2.8003	2.8137	7273.94	7274.94	1.00	1.19	1.19	1.19	71	187.8
16-Nov-15	13:00	Cloudy	013714	2.8039	2.8155	7274.94	7275.94	1.00	1.19	1.19	1.19	71	162.6
21-Nov-15	8:05	Cloudy	014031	2.9032	2.9152	7300.02	7301.02	1.00	1.19	1.19	1.19	71	167.9
21-Nov-15	9:08	Cloudy	014027	2.8708	2.8810	7301.02	7302.02	1.00	1.19	1.19	1.19	71	142.7
21-Nov-15	10:12	Cloudy	014024	2.8658	2.8778	7302.02	7303.02	1.00	1.19	1.19	1.19	71	167.9
27-Nov-15	8:03	Fine	014014	2.8263	2.8362	7327.02	7328.02	1.00	1.21	1.21	1.21	72	136.8
27-Nov-15	9:15	Fine	014010	2.8363	2.8473	7328.02	7329.02	1.00	1.21	1.21	1.21	72	152.0
27-Nov-15	10:20	Fine	014007	2.8174	2.8283	7329.02	7330.02	1.00	1.21	1.21	1.21	72	150.6



Location: CMA2a - Causeway Bay Community Centre

Report on 24-hour TSP monitoring
 Action Level ($\mu\text{g}/\text{m}^3$) - 169.5
 Limit Level ($\mu\text{g}/\text{m}^3$) - 260

Date	Sampling Time	Weather Condition	Filter paper no.	Filter Weight, g		Elapse Time, hr		Sampling Time, hr	Flow Rate, m^3/min			Total Volume, m^3	TSP Level, $\mu\text{g}/\text{m}^3$
				Initial	Final	Initial	Final		Initial, Q_{si}	Final, Q_{sf}	Average		
28-Oct-15	8:00	Cloudy	013542	2.7900	2.8931	16817.97	16841.97	24.00	1.14	1.08	1.11	1599	64.5
3-Nov-15	8:00	Cloudy	013524	2.8040	2.9487	16844.97	16868.97	24.00	1.09	1.08	1.09	1564	92.5
9-Nov-15	8:00	Cloudy	013778	2.8007	2.9832	16871.97	16895.97	24.00	1.08	1.08	1.08	1558	117.1
14-Nov-15	8:00	Cloudy	013750	2.8006	2.9324	16898.97	16922.97	24.00	1.20	1.20	1.20	1729	76.2
20-Nov-15	8:00	Cloudy	013716	2.8156	2.9975	16925.97	16949.97	24.00	1.20	1.20	1.20	1728	105.2
27-Nov-15	11:36	Fine	014056	2.8573	3.1087	16955.97	16979.97	24.00	1.22	1.21	1.21	1748	143.8

Remarks: Due to interruption of electricity, the 24hr TSP was rescheduled from 26 November 2015 to 27 November 2015.

Report on 1-hour TSP monitoring
 Action Level ($\mu\text{g}/\text{m}^3$) - 323.4
 Limit Level ($\mu\text{g}/\text{m}^3$) - 500

Date	Sampling Time	Weather Condition	Filter paper no.	Filter Weight, g		Elapse Time, hr		Sampling Time, hr	Flow Rate, m^3/min			Total Volume, m^3	TSP Level, $\mu\text{g}/\text{m}^3$
				Initial	Final	Initial	Final		Initial, Q_{si}	Final, Q_{sf}	Average		
29-Oct-15	8:13	Cloudy	011489	2.7583	2.7670	16841.97	16842.97	1.00	1.08	1.08	1.08	65	133.9
29-Oct-15	9:16	Cloudy	013588	2.7906	2.7976	16842.97	16843.97	1.00	1.08	1.08	1.08	65	107.7
29-Oct-15	10:21	Cloudy	013527	2.8088	2.8181	16843.97	16844.97	1.00	1.08	1.08	1.08	65	143.2
4-Nov-15	8:07	Cloudy	013796	2.8118	2.8217	16868.97	16869.97	1.00	1.08	1.08	1.08	65	152.1
4-Nov-15	9:12	Cloudy	013664	2.8255	2.8351	16869.97	16870.97	1.00	1.08	1.14	1.11	67	143.7
4-Nov-15	10:33	Cloudy	013782	2.8104	2.8221	16870.97	16871.97	1.00	1.14	1.14	1.14	69	170.7
10-Nov-15	8:05	Cloudy	013771	2.8046	2.8130	16895.97	16896.97	1.00	1.08	1.08	1.08	65	129.2
10-Nov-15	9:35	Cloudy	013634	2.8068	2.8177	16896.97	16897.97	1.00	1.08	1.08	1.08	65	167.6
10-Nov-15	11:00	Cloudy	013629	2.8009	2.8104	16897.97	16898.97	1.00	1.08	1.08	1.08	65	146.1
16-Nov-15	9:45	Cloudy	013719	2.7845	2.7958	16922.97	16923.97	1.00	1.14	1.14	1.14	68	165.2
16-Nov-15	10:48	Cloudy	013717	2.7942	2.8067	16923.97	16924.97	1.00	1.20	1.20	1.20	72	173.8
16-Nov-15	13:00	Cloudy	013713	2.8202	2.8297	16924.97	16925.97	1.00	1.20	1.20	1.20	72	132.1
21-Nov-15	8:03	Cloudy	014032	2.8852	2.8935	16949.97	16950.97	1.00	1.20	1.20	1.20	72	115.3
21-Nov-15	9:45	Cloudy	014035	2.8951	2.9057	16950.97	16951.97	1.00	1.20	1.20	1.20	72	147.2
21-Nov-15	10:52	Cloudy	014039	2.8872	2.8945	16951.97	16952.97	1.00	1.20	1.20	1.20	72	101.4
27-Nov-15	8:00	Fine	014044	2.8846	2.8941	16952.97	16953.97	1.00	1.10	1.10	1.10	66	144.1
27-Nov-15	9:03	Fine	014016	2.8945	2.9046	16953.97	16954.97	1.00	1.10	1.10	1.10	66	153.2
27-Nov-15	10:21	Fine	014052	2.8651	2.8750	16954.97	16955.97	1.00	1.10	1.10	1.10	66	150.2



Location: CMA3a - CWB PRE Site Office Area

Report on 24-hour TSP monitoring
Action Level ($\mu\text{g}/\text{m}^3$) - 171
Limit Level ($\mu\text{g}/\text{m}^3$) - 260

Date	Sampling Time	Weather Condition	Filter paper no.	Filter Weight, g		Elapse Time, hr		Sampling Time, hr	Flow Rate, m^3/min			Total Volume, m^3	TSP Level, $\mu\text{g}/\text{m}^3$
				Initial	Final	Initial	Final		Initial, Q_{si}	Final, Q_{sf}	Average		
28-Oct-15	8:00	Cloudy	012945	2.8248	3.0271	4300.10	4324.10	24.00	1.24	1.24	1.24	1788	113.1
4-Nov-15	15:30	Cloudy	013783	2.7966	2.9472	4340.11	4364.11	24.00	1.24	1.24	1.24	1790	84.1
9-Nov-15	8:00	Cloudy	013776	2.8051	2.8938	4364.12	4388.12	24.00	1.24	1.24	1.24	1789	49.6
14-Nov-15	8:00	Cloudy	013758	2.7878	3.0245	4391.12	4415.12	24.00	1.30	1.30	1.30	1868	126.7
20-Nov-15	8:00	Cloudy	013891	2.8194	2.9318	4418.12	4442.12	24.00	1.24	1.24	1.24	1791	62.8
26-Nov-15	8:00	Fine	014020	2.8853	3.0303	4445.12	4469.12	24.00	1.26	1.26	1.26	1811	80.0

Remarks: Due to interruption of electricity, the 24hr TSP was rescheduled from 3 November 2015 to 4 November 2015.

Report on 1-hour TSP monitoring
Action Level ($\mu\text{g}/\text{m}^3$) - 311.3
Limit Level ($\mu\text{g}/\text{m}^3$) - 500

Date	Sampling Time	Weather Condition	Filter paper no.	Filter Weight, g		Elapse Time, hr		Sampling Time, hr	Flow Rate, m^3/min			Total Volume, m^3	TSP Level, $\mu\text{g}/\text{m}^3$
				Initial	Final	Initial	Final		Initial, Q_{si}	Final, Q_{sf}	Average		
29-Oct-15	8:32	Cloudy	013569	2.8032	2.8145	4324.10	4325.10	1.00	1.09	1.09	1.09	66	172.4
29-Oct-15	9:35	Cloudy	013533	2.8131	2.8252	4325.10	4326.10	1.00	1.09	1.09	1.09	66	184.7
29-Oct-15	10:40	Cloudy	013530	2.8240	2.8329	4326.10	4327.10	1.00	1.09	1.09	1.09	66	135.8
4-Nov-15	8:05	Cloudy	013793	2.8130	2.8203	4337.11	4338.11	1.00	1.09	1.09	1.09	66	111.2
4-Nov-15	10:50	Cloudy	013789	2.8228	2.8323	4338.11	4339.11	1.00	1.09	1.09	1.09	66	144.7
4-Nov-15	13:00	Cloudy	013786	2.8056	2.8150	4339.11	4340.11	1.00	1.09	1.09	1.09	66	143.2
10-Nov-15	8:34	Cloudy	013767	2.8043	2.8150	4388.12	4389.12	1.00	1.09	1.09	1.09	66	163.1
10-Nov-15	10:05	Cloudy	013764	2.7937	2.8066	4389.12	4390.12	1.00	1.09	1.09	1.09	66	196.6
10-Nov-15	13:00	Cloudy	013785	2.7927	2.8056	4390.12	4391.12	1.00	1.09	1.09	1.09	66	196.6
16-Nov-15	8:46	Cloudy	013745	2.8075	2.8184	4415.12	4416.12	1.00	1.16	1.16	1.16	70	156.1
16-Nov-15	9:51	Cloudy	013743	2.7981	2.8078	4416.12	4417.12	1.00	1.16	1.16	1.16	70	138.9
16-Nov-15	10:55	Cloudy	013741	2.8032	2.8133	4417.12	4418.12	1.00	1.16	1.16	1.16	70	144.6
21-Nov-15	8:05	Cloudy	014029	2.8703	2.8807	4442.12	4443.12	1.00	1.09	1.09	1.09	66	158.5
21-Nov-15	9:15	Cloudy	014026	2.8699	2.8824	4443.12	4444.12	1.00	1.09	1.09	1.09	66	190.5
21-Nov-15	10:18	Cloudy	014023	2.8660	2.8783	4444.12	4445.12	1.00	1.09	1.09	1.09	66	187.4
27-Nov-15	8:05	Fine	014012	2.8245	2.8356	4469.12	4470.12	1.00	1.11	1.11	1.11	67	166.2
27-Nov-15	9:45	Fine	014009	2.8289	2.8392	4470.13	4471.13	1.00	1.11	1.11	1.11	67	154.2
27-Nov-15	11:00	Fine	014006	2.8189	2.8287	4471.13	4472.13	1.00	1.11	1.11	1.11	67	146.7



Location: CMA4a - SPCA

Report on 24-hour TSP monitoring
Action Level ($\mu\text{g}/\text{m}^3$) - 171.2
Limit Level ($\mu\text{g}/\text{m}^3$) - 260

Date	Sampling Time	Weather Condition	Filter paper no.	Filter Weight, g		Elapse Time, hr		Sampling Time, hr	Flow Rate, m^3/min			Total Volume, m^3	TSP Level, $\mu\text{g}/\text{m}^3$
				Initial	Final	Initial	Final		Initial, Q_{si}	Final, Q_{sf}	Average		
28-Oct-15	8:00	Cloudy	013541	2.8073	3.0116	21094.95	21118.95	24.00	1.29	1.30	1.29	1864	109.6
3-Nov-15	8:00	Cloudy	012026	2.8428	3.0537	21121.95	21145.95	24.00	1.30	1.30	1.30	1870	112.8
9-Nov-15	8:00	Cloudy	013777	2.8069	2.9672	21148.95	21172.95	24.00	1.29	1.30	1.29	1864	86.0
14-Nov-15	8:00	Cloudy	013749	2.7906	2.9860	21175.95	21199.95	24.00	1.30	1.30	1.30	1868	104.6
20-Nov-15	8:00	Cloudy	013890	2.8103	3.0214	21202.95	21226.95	24.00	1.30	1.30	1.30	1867	113.1
26-Nov-15	8:00	Fine	014043	2.8969	3.0737	21229.96	21253.96	24.00	1.31	1.31	1.31	1888	93.6

Report on 1-hour TSP monitoring
Action Level ($\mu\text{g}/\text{m}^3$) - 312.5
Limit Level ($\mu\text{g}/\text{m}^3$) - 500

Date	Sampling Time	Weather Condition	Filter paper no.	Filter Weight, g		Elapse Time, hr		Sampling Time, hr	Flow Rate, m^3/min			Total Volume, m^3	TSP Level, $\mu\text{g}/\text{m}^3$
				Initial	Final	Initial	Final		Initial, Q_{si}	Final, Q_{sf}	Average		
29-Oct-15	8:15	Cloudy	013570	2.8081	2.8201	21118.95	21119.95	1.00	1.30	1.30	1.30	78	154.4
29-Oct-15	9:32	Cloudy	013589	2.7862	2.7975	21119.95	21120.95	1.00	1.30	1.30	1.30	78	145.4
29-Oct-15	10:49	Cloudy	013526	2.8126	2.8245	21120.95	21121.95	1.00	1.30	1.30	1.30	78	153.1
4-Nov-15	8:15	Cloudy	013794	2.8199	2.8300	21145.95	21146.95	1.00	1.30	1.30	1.30	78	129.8
4-Nov-15	9:44	Cloudy	013663	2.8085	2.8190	21146.95	21147.95	1.00	1.30	1.30	1.30	78	134.9
4-Nov-15	10:52	Cloudy	013781	2.7956	2.8052	21147.95	21148.95	1.00	1.30	1.30	1.30	78	123.3
10-Nov-15	8:20	Cloudy	013768	2.8036	2.8177	21172.95	21173.95	1.00	1.30	1.30	1.30	78	181.2
10-Nov-15	10:00	Cloudy	013633	2.8041	2.8171	21173.95	21174.95	1.00	1.30	1.30	1.30	78	167.1
10-Nov-15	13:00	Cloudy	013628	2.8057	2.8193	21174.95	21175.95	1.00	1.30	1.30	1.30	78	174.8
16-Nov-15	8:34	Cloudy	013746	2.8020	2.8159	21199.95	21200.95	1.00	1.30	1.30	1.30	78	178.9
16-Nov-15	9:39	Cloudy	013794	2.8139	2.8291	21200.95	21201.95	1.00	1.30	1.30	1.30	78	195.6
16-Nov-15	10:42	Cloudy	013742	2.7980	2.8125	21201.95	21202.95	1.00	1.30	1.30	1.30	78	186.6
21-Nov-15	8:05	Cloudy	014030	2.8874	2.9002	21226.95	21227.95	1.00	1.30	1.30	1.30	78	164.5
21-Nov-15	9:12	Cloudy	014036	2.8952	2.9082	21227.95	21228.95	1.00	1.30	1.30	1.30	78	167.1
21-Nov-15	10:15	Cloudy	014040	2.8941	2.9054	21228.95	21229.95	1.00	1.30	1.30	1.30	78	145.2
27-Nov-15	8:05	Fine	014013	2.8264	2.8355	21253.96	21254.96	1.00	1.31	1.31	1.31	79	115.6
27-Nov-15	9:44	Fine	014053	2.8709	2.8801	21254.96	21255.96	1.00	1.31	1.31	1.31	79	116.9
27-Nov-15	13:00	Fine	013878	2.7921	2.8026	21255.96	21256.96	1.00	1.31	1.31	1.31	79	133.4



Location: CMA5b - Pedestrian Plaza

Report on 24-hour TSP monitoring

Action Level ($\mu\text{g}/\text{m}^3$) - 181

Limit Level ($\mu\text{g}/\text{m}^3$) - 260

Date	Sampling Time	Weather Condition	Filter paper no.	Filter Weight, g		Elapse Time, hr		Sampling Time, hr	Flow Rate, m^3/min			Total Volume, m^3	TSP Level, $\mu\text{g}/\text{m}^3$
				Initial	Final	Initial	Final		Initial, Q_{si}	Final, Q_{sf}	Average		
28-Oct-15	8:00	Cloudy	013597	2.7880	2.9269	5602.89	5626.89	24.00	0.93	0.94	0.94	1347	103.1
3-Nov-15	8:00	Cloudy	013516	2.7946	3.0272	5629.89	5653.89	24.00	1.00	1.00	1.00	1443	161.2
9-Nov-15	8:00	Cloudy	013773	2.8027	3.0017	5656.91	5680.91	24.00	1.00	1.00	1.00	1436	138.5
14-Nov-15	8:00	Cloudy	013748	2.8008	2.9481	5683.91	5707.91	24.00	0.94	0.94	0.94	1352	109.0
21-Nov-15	12:15	Cloudy	014045	2.8689	2.9850	5723.80	5747.80	24.00	0.94	0.94	0.94	1351	86.0
26-Nov-15	8:00	Fine	014019	2.8937	2.9111	5747.81	5771.81	24.00	0.95	0.95	0.95	1373	12.7

Remarks: Due to interruption of electricity, the 24hr TSP was rescheduled from 20 November 2015 to 21 November 2015.

Report on 1-hour TSP monitoring

Action Level ($\mu\text{g}/\text{m}^3$) - 332

Limit Level ($\mu\text{g}/\text{m}^3$) - 500

Date	Sampling Time	Weather Condition	Filter paper no.	Filter Weight, g		Elapse Time, hr		Sampling Time, hr	Flow Rate, m^3/min			Total Volume, m^3	TSP Level, $\mu\text{g}/\text{m}^3$
				Initial	Final	Initial	Final		Initial, Q_{si}	Final, Q_{sf}	Average		
29-Oct-15	8:35	Cloudy	013568	2.8161	2.8277	5626.89	5627.89	1.00	1.06	1.06	1.06	64	182.4
29-Oct-15	10:04	Cloudy	013596	2.7989	2.8073	5627.89	5628.89	1.00	0.94	0.94	0.94	56	149.5
29-Oct-15	13:00	Cloudy	013528	2.8239	2.8297	5628.89	5629.89	1.00	0.94	0.94	0.94	56	103.2
4-Nov-15	8:40	Cloudy	013792	2.8162	2.8237	5653.89	5654.89	1.00	1.00	1.06	1.03	62	121.2
4-Nov-15	9:57	Cloudy	013662	2.8133	2.8203	5654.89	5655.89	1.00	0.94	0.94	0.94	56	124.3
4-Nov-15	11:00	Cloudy	013780	2.7842	2.7954	5655.90	5656.90	1.00	1.06	1.06	1.06	64	175.7
10-Nov-15	8:40	Cloudy	013766	2.8137	2.8257	5680.91	5681.91	1.00	0.94	0.94	0.94	56	213.2
10-Nov-15	10:24	Cloudy	013632	2.8054	2.8172	5681.91	5682.91	1.00	1.06	1.06	1.06	64	185.3
10-Nov-15	13:00	Cloudy	013627	2.8013	2.8107	5682.91	5683.91	1.00	1.06	1.06	1.06	64	147.6
16-Nov-15	13:00	Cloudy	013730	2.7709	2.7816	5707.91	5708.91	1.00	1.00	1.00	1.00	60	178.7
16-Nov-15	14:05	Cloudy	013712	2.8226	2.8360	5708.91	5709.91	1.00	1.00	1.00	1.00	60	223.8
16-Nov-15	15:10	Cloudy	013756	2.7884	2.7997	5709.91	5710.91	1.00	0.94	0.94	0.94	56	201.2
21-Nov-15	8:20	Cloudy	013896	2.8051	2.8084	5720.80	5721.80	1.00	0.94	0.94	0.94	56	58.6
21-Nov-15	9:24	Cloudy	014037	2.8986	2.9033	5721.80	5722.80	1.00	0.94	0.94	0.94	56	83.5
21-Nov-15	10:30	Cloudy	014041	2.8980	2.9077	5722.80	5723.80	1.00	0.94	0.94	0.94	56	172.4
27-Nov-15	8:05	Fine	014011	2.8316	2.8382	5771.82	5772.82	1.00	0.95	0.95	0.95	57	115.3
27-Nov-15	9:58	Fine	014054	2.8566	2.8623	5772.82	5773.82	1.00	0.95	0.95	0.95	57	99.6
27-Nov-15	13:00	Fine	013879	2.7888	2.7976	5773.82	5774.82	1.00	0.95	0.95	0.95	57	153.8



Location: MA1e - International Finance Centre (Eastern Wing)

Report on 24-hour TSP monitoring

Action Level ($\mu\text{g}/\text{m}^3$) - 173.4

Limit Level ($\mu\text{g}/\text{m}^3$) - 260

Date	Sampling Time	Weather Condition	Filter paper no.	Filter Weight, g		Elapse Time, hr		Sampling Time, hr	Flow Rate, m^3/min			Total Volume, m^3	TSP Level, $\mu\text{g}/\text{m}^3$
				Initial	Final	Initial	Final		Initial, Q_{si}	Final, Q_{sf}	Average		
28-Oct-15	8:00	Cloudy	013580	2.8063	2.9551	17778.40	17802.40	24.00	1.18	1.18	1.18	1699	87.6
3-Nov-15	8:00	Cloudy	012421	2.8162	2.9203	17805.40	17829.40	24.00	1.19	1.18	1.18	1706	61.0
9-Nov-15	8:00	Cloudy	013651	2.7962	2.9280	17832.64	17856.64	24.00	1.11	1.12	1.12	1607	82.0
14-Nov-15	8:00	Cloudy	013639	2.8124	2.9365	17859.64	17883.64	24.00	1.12	1.12	1.12	1611	77.0
20-Nov-15	8:00	Cloudy	013751	2.7899	2.9242	17886.65	17910.65	24.00	1.12	1.12	1.12	1610	83.4
26-Nov-15	8:00	Fine	014062	2.8809	2.9950	17913.65	17937.65	24.00	1.13	1.13	1.13	1634	69.8

Report on 1-hour TSP monitoring

Action Level ($\mu\text{g}/\text{m}^3$) - 325.1

Limit Level ($\mu\text{g}/\text{m}^3$) - 500

Date	Sampling Time	Weather Condition	Filter paper no.	Filter Weight, g		Elapse Time, hr		Sampling Time, hr	Flow Rate, m^3/min			Total Volume, m^3	TSP Level, $\mu\text{g}/\text{m}^3$
				Initial	Final	Initial	Final		Initial, Q_{si}	Final, Q_{sf}	Average		
29-Oct-15	8:05	Cloudy	013540	2.8122	2.8184	17802.40	17803.40	1.00	1.12	1.12	1.12	67	92.5
29-Oct-15	9:08	Cloudy	013537	2.8075	2.8153	17803.40	17804.40	1.00	1.25	1.25	1.25	75	104.4
29-Oct-15	10:13	Cloudy	013534	2.7972	2.8040	17804.40	17805.40	1.00	1.18	1.18	1.18	71	96.0
4-Nov-15	8:03	Cloudy	011488	2.7615	2.7702	17829.40	17830.40	1.00	1.12	1.12	1.12	67	129.6
4-Nov-15	9:07	Cloudy	013657	2.8254	2.8333	17830.40	17831.40	1.00	1.18	1.18	1.18	71	111.3
4-Nov-15	10:10	Cloudy	013654	2.7965	2.7993	17831.40	17832.40	1.00	1.12	1.12	1.12	67	41.7
10-Nov-15	8:10	Cloudy	013648	2.7738	2.7836	17856.64	17857.64	1.00	1.12	1.12	1.12	67	146.0
10-Nov-15	9:13	Cloudy	013645	2.8220	2.8292	17857.64	17858.64	1.00	1.12	1.12	1.12	67	107.3
10-Nov-15	10:16	Cloudy	013642	2.8185	2.8272	17858.64	17859.64	1.00	1.12	1.12	1.12	67	129.7
16-Nov-15	8:05	Cloudy	013636	2.7997	2.8071	17883.65	17884.65	1.00	1.12	1.12	1.12	67	110.5
16-Nov-15	9:08	Cloudy	013738	2.7884	2.7931	17884.65	17885.65	1.00	1.18	1.18	1.18	71	66.4
16-Nov-15	10:12	Cloudy	013735	2.7826	2.7944	17885.65	17886.65	1.00	1.12	1.12	1.12	67	176.4
21-Nov-15	8:03	Cloudy	014071	2.8735	2.8760	17910.65	17911.65	1.00	1.25	1.25	1.25	75	33.4
21-Nov-15	9:06	Cloudy	014068	2.8693	2.8726	17911.65	17912.65	1.00	1.25	1.25	1.25	75	44.1
21-Nov-15	10:10	Cloudy	014065	2.8975	2.9032	17912.65	17913.65	1.00	1.25	1.25	1.25	75	76.2
27-Nov-15	8:03	Fine	013727	2.7822	2.7906	17937.65	17938.65	1.00	1.13	1.13	1.13	68	123.4
27-Nov-15	9:07	Fine	013726	2.7898	2.7956	17938.65	17939.65	1.00	1.13	1.13	1.13	68	85.2
27-Nov-15	10:10	Fine	013723	2.7884	2.7982	17939.65	17940.65	1.00	1.13	1.13	1.13	68	143.9



Location: MA1w - International Finance Centre (Western Wing)

Report on 24-hour TSP monitoring

Action Level ($\mu\text{g}/\text{m}^3$) - 173.4
Limit Level ($\mu\text{g}/\text{m}^3$) - 260

Date	Sampling Time	Weather Condition	Filter paper no.	Filter Weight, g		Elapse Time, hr		Sampling Time, hr	Flow Rate, m^3/min			Total Volume, m^3	TSP Level, $\mu\text{g}/\text{m}^3$
				Initial	Final	Initial	Final		Initial, Q_{si}	Final, Q_{sf}	Average		
28-Oct-15	8:00	Cloudy	013579	2.8171	2.9532	17803.00	17827.00	24.00	1.22	1.22	1.22	1753	77.6
3-Nov-15	8:00	Cloudy	012424	2.7987	2.9618	17830.00	17854.00	24.00	1.22	1.22	1.22	1758	92.8
9-Nov-15	8:00	Cloudy	013650	2.8001	2.9341	17857.00	17881.00	24.00	1.22	1.22	1.22	1753	76.4
14-Nov-15	8:00	Cloudy	013638	2.8136	2.9250	17884.00	17908.00	24.00	1.22	1.22	1.22	1757	63.4
20-Nov-15	8:00	Cloudy	013752	2.7690	2.9010	17911.00	17935.00	24.00	1.22	1.22	1.22	1756	75.2
26-Nov-15	8:00	Fine	014061	2.8719	2.9442	17938.01	17962.01	24.00	1.23	1.23	1.23	1775	40.7

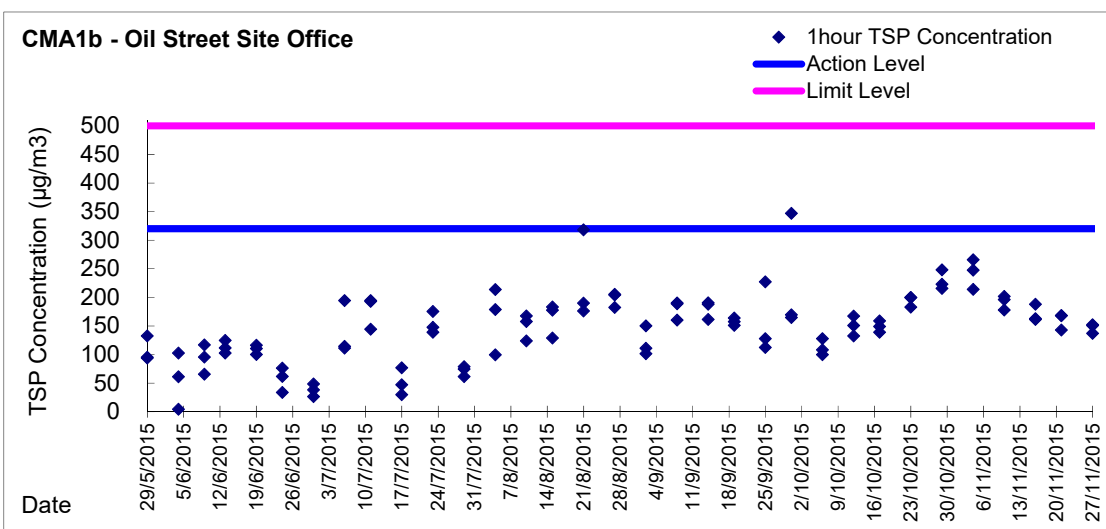
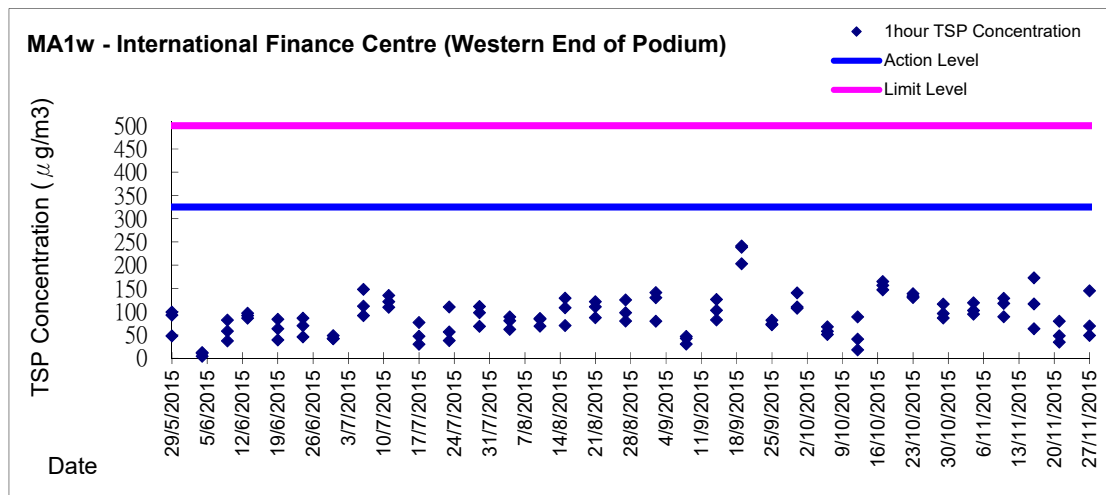
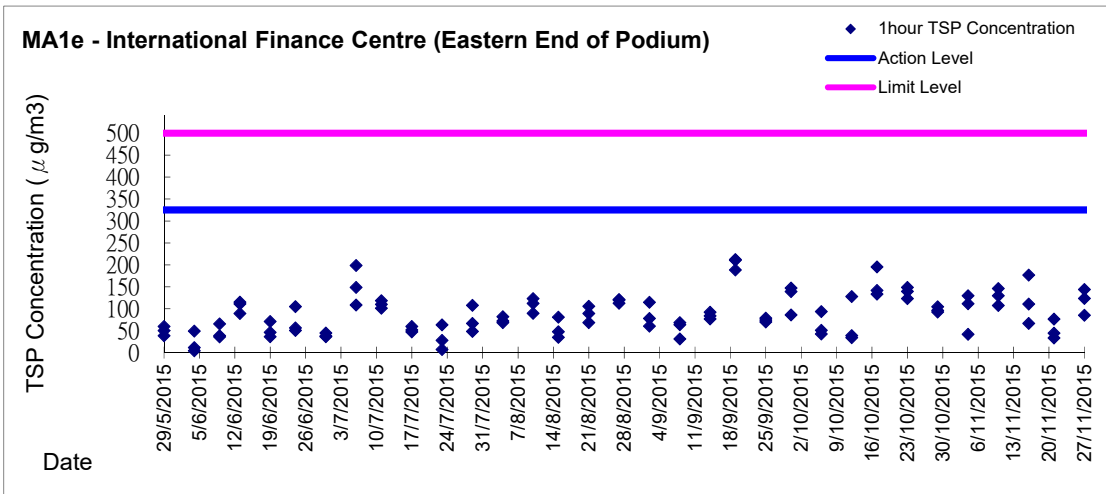
Report on 1-hour TSP monitoring

Action Level ($\mu\text{g}/\text{m}^3$) - 325.1
Limit Level ($\mu\text{g}/\text{m}^3$) - 500

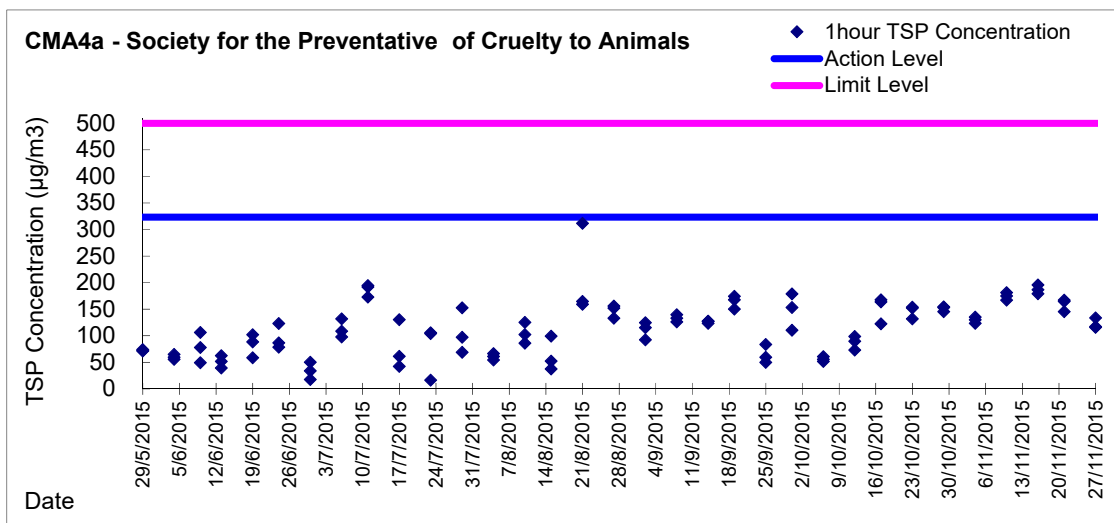
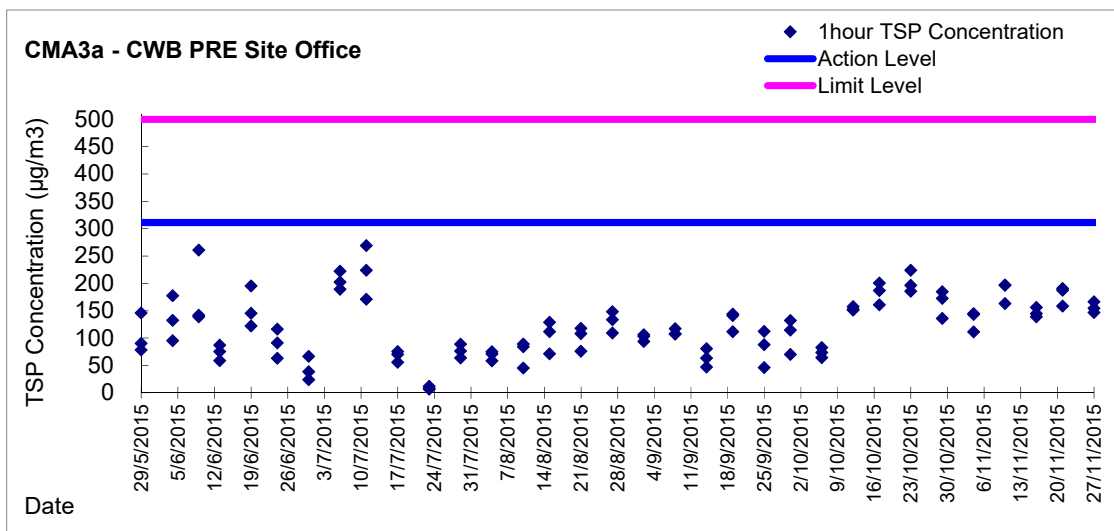
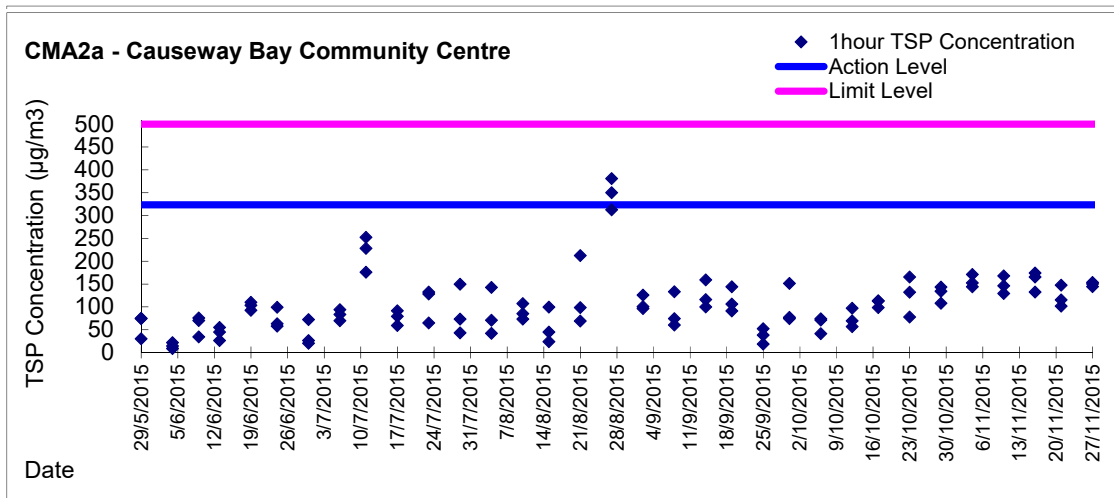
Date	Sampling Time	Weather Condition	Filter paper no.	Filter Weight, g		Elapse Time, hr		Sampling Time, hr	Flow Rate, m^3/min			Total Volume, m^3	TSP Level, $\mu\text{g}/\text{m}^3$
				Initial	Final	Initial	Final		Initial, Q_{si}	Final, Q_{sf}	Average		
29-Oct-15	8:05	Cloudy	013539	2.8086	2.8156	17827.00	17828.00	1.00	1.22	1.22	1.22	73	95.8
29-Oct-15	9:09	Cloudy	013536	2.8152	2.8215	17828.00	17829.00	1.00	1.22	1.22	1.22	73	86.2
29-Oct-15	10:12	Cloudy	012420	2.8332	2.8417	17829.00	17830.00	1.00	1.22	1.22	1.22	73	116.3
4-Nov-15	8:05	Cloudy	013659	2.8001	2.8088	17854.00	17855.00	1.00	1.22	1.22	1.22	73	118.9
4-Nov-15	9:08	Cloudy	013656	2.8216	2.8291	17855.00	17856.00	1.00	1.22	1.22	1.22	73	102.5
4-Nov-15	10:12	Cloudy	013653	2.7969	2.8038	17856.00	17857.00	1.00	1.22	1.22	1.22	73	94.3
10-Nov-15	8:05	Cloudy	013647	2.7906	2.7992	17881.00	17882.00	1.00	1.22	1.22	1.22	73	117.6
10-Nov-15	9:08	Cloudy	013644	2.8192	2.8257	17882.00	17883.00	1.00	1.22	1.22	1.22	73	88.8
10-Nov-15	10:11	Cloudy	013641	2.8033	2.8127	17883.00	17884.00	1.00	1.22	1.22	1.22	73	128.5
16-Nov-15	8:05	Cloudy	013740	2.8140	2.8225	17908.00	17909.00	1.00	1.22	1.22	1.22	73	116.3
16-Nov-15	9:09	Cloudy	013737	2.7832	2.7878	17909.00	17910.00	1.00	1.22	1.22	1.22	73	63.0
16-Nov-15	10:12	Cloudy	013734	2.7925	2.8051	17910.00	17911.00	1.00	1.22	1.22	1.22	73	172.4
21-Nov-15	8:05	Cloudy	014070	2.8848	2.8883	17935.00	17936.00	1.00	1.22	1.22	1.22	73	47.8
21-Nov-15	9:08	Cloudy	014067	2.9008	2.9033	17936.00	17937.00	1.00	1.22	1.22	1.22	73	34.2
21-Nov-15	10:11	Cloudy	014064	2.8723	2.8786	17937.00	17938.00	1.00	1.33	1.33	1.33	80	79.2
27-Nov-15	8:05	Fine	013729	2.7779	2.7815	17962.01	17963.01	1.00	1.23	1.23	1.23	74	48.7
27-Nov-15	9:08	Fine	013725	2.7900	2.7951	17963.01	17964.01	1.00	1.23	1.23	1.23	74	68.9
27-Nov-15	10:12	Fine	013722	2.7900	2.8007	17964.01	17965.01	1.00	1.23	1.23	1.23	74	144.6



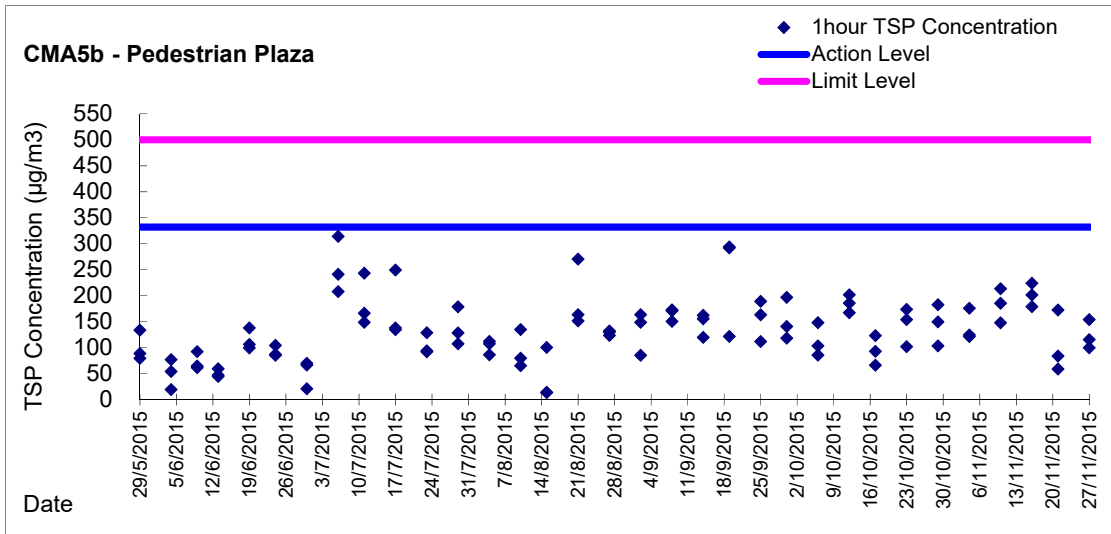
Graphic Presentation of 1 hour TSP Result



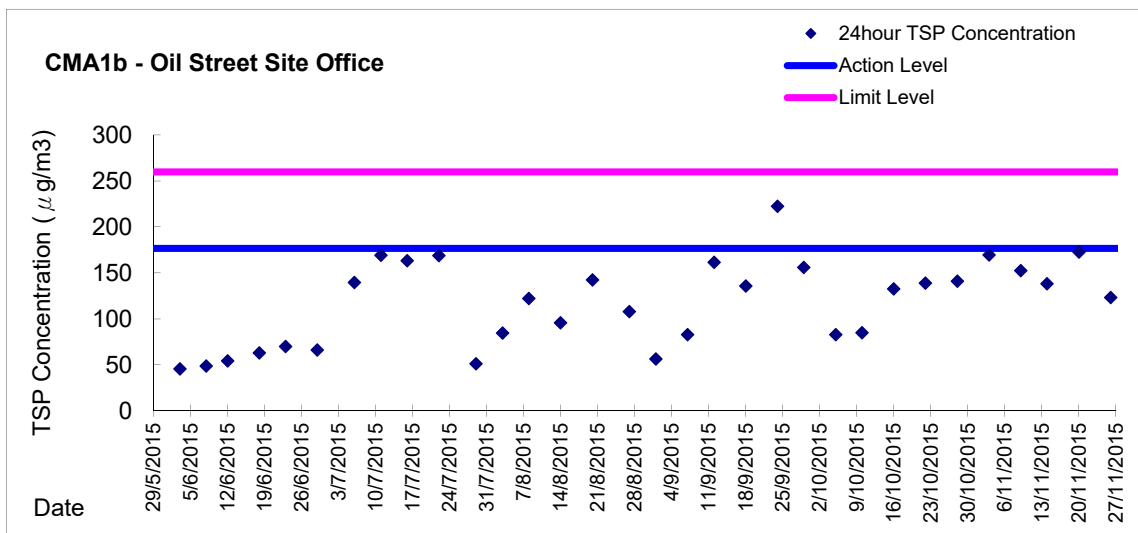
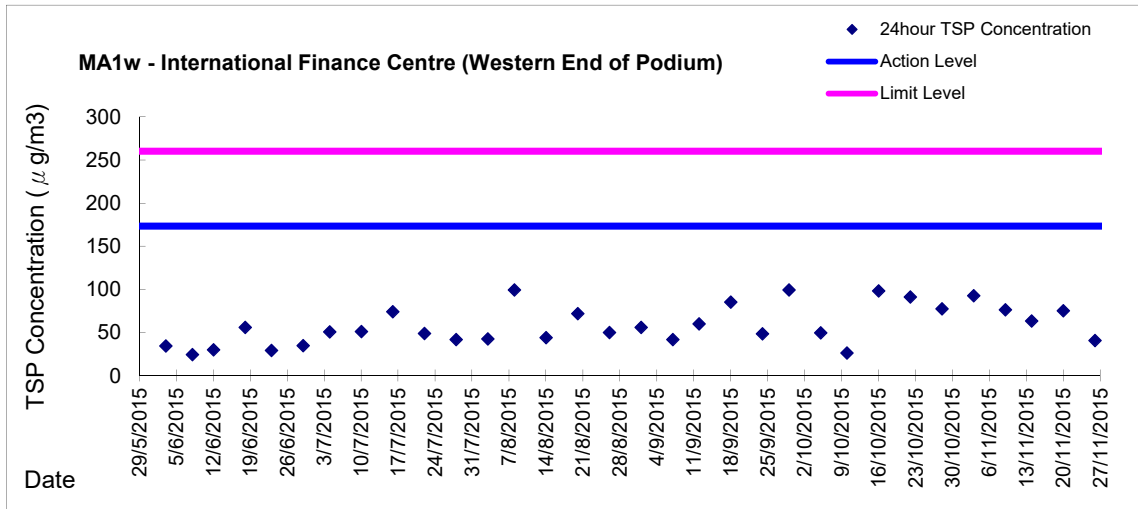
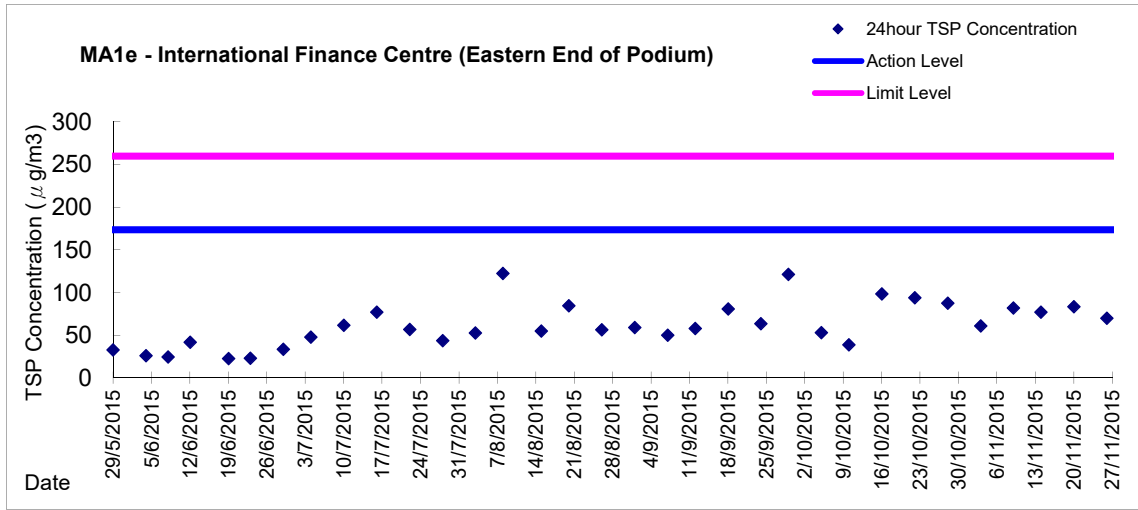
Graphic Presentation of 1 hour TSP Result



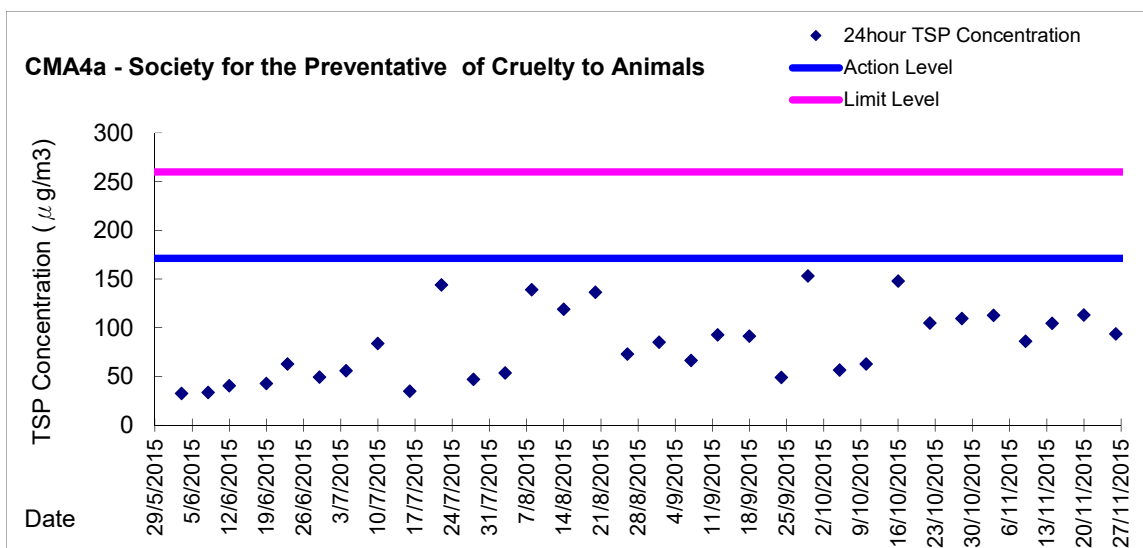
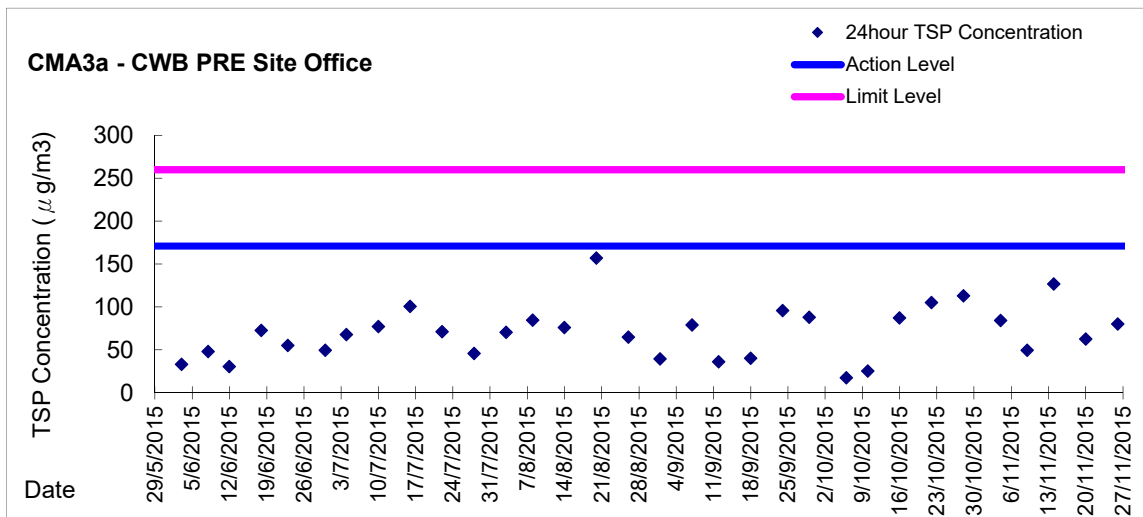
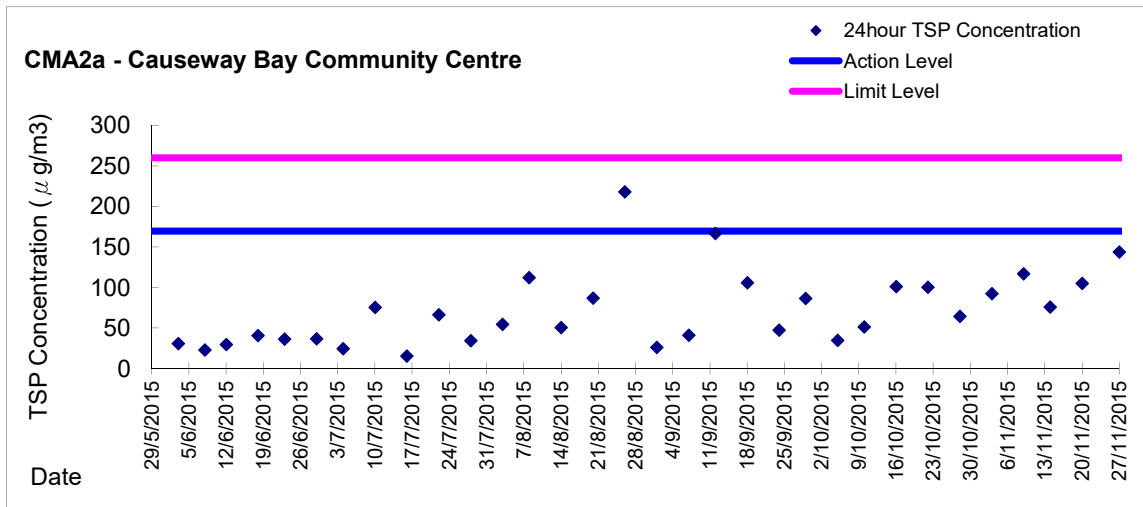
Graphic Presentation of 1 hour TSP Result



Graphic Presentation of 24 hour TSP Result



Graphic Presentation of 24 hour TSP Result



Graphic Presentation of 24 hour TSP Result

